




## Primary Equipment



Major Systems		Secondary Systems	
<div>  </div>	<b>Drawworks</b> NOV ADS-10SD 1500HP AC drwks with ReGen with ReGen Braking capacity NOV Software limited 625,000# Hoisting Capacity ( 10 ) lines w/2-AC 1150HP motor input/Gear drive		Air/ Actuated, Park Disc
	<b>Prime Power</b> NOV DrillForce LT VFD "Ideal" System with with Amphoin Drillers control cabin 3-Caterpillar 3512-C w/Kato 1265 KW AC Generator Dual Fuel capable		1-3/8"WireRope 6 x 19 EIP IWRC
	<b>Mast/Substructure</b> NOV 142' 750,000# Hook load, Slingshot Design 25' Sub w/RKB 21.8' Crown Block 5-50" Sheaves 1-3/8" Groove Fastline 1-60" 1-3/8" Groove 1- 42" deadline sheaves		Cold Start air system, primary Rig Air supply, floor hoisting systems
	<b>Top Drive - Traveling Block - Pipe Handling</b> NOV TDS 11SA AC 500 Ton Top Drive NOV 500 Ton Traveling Block NOV 37 1/2" Rotary Table w/400HP AC motor NOV ST-80CL pipe handling system CanRig Hydraulic Catwalk		Fuel Capacity 20,000gal & Water Storage Capacity 400bbl
	<b>Mud Pumps</b> 2-National 12-P-160 1600HP Triplex, 7500PSI w/7,500#WP Fluid ends and delivery system each driven by 2-1150Hp AC motors		Rotary load 750,000# Set Back 400,000
	<b>Mud System</b> 2 -Tank system (1,314bbl Capacity), w/ 100bbl Trip Tank 2 -NOV King Cobra Hydro Shale Shakers		Tool Pusher and Crew quarters, rig matting boards
	<b>BOP Stack Description</b> 13 5/8" 5,000# Annular 13 5/8" 5,000# Double Ram		NOV Steel Toe Walking systems incorporated within lower substructure base
	<b>Drill String</b> 8' and 6-1/2" Drill Collars 5" Drill Pipe		Manual Tongs, elevators, slips and clamps for Latshaw supplied DS
			Church Energy 3,000PSI Accumulator, 18/0 gal, 6 station w/remote
			6-NOV MA-10 10HP Mud Agitators
			NOV DSN-3V-10CTX 3-10" cone Desander 1500gpm
			NOV Model DSLR-20GG-4CTX Desilter 20-4" cone Desilter
			Type FC 4-1/16" 10,000# x 3-1/8" 10,000# Choke Manifold
			NOV Model DG-10 Degasser
			5" 19.5# G-105 & S135
			Heavy weight Drill pipe

**Annular**

**13 5/8" 5,000#WP**

**Double Ram**

**13 5/8' 5,000#WP Pipe**

**13 5/8' 5,000#WP Blind**

**With required adaptors**

**Mud Cross 13 5/8" 5,000#WP**

**Wing Valve 4 1/16" 5'000#WP**

**HCR Valve 4 1/16" 5,000#WP**

**2-Kill Valves 2 1/16" 5,000#WP**

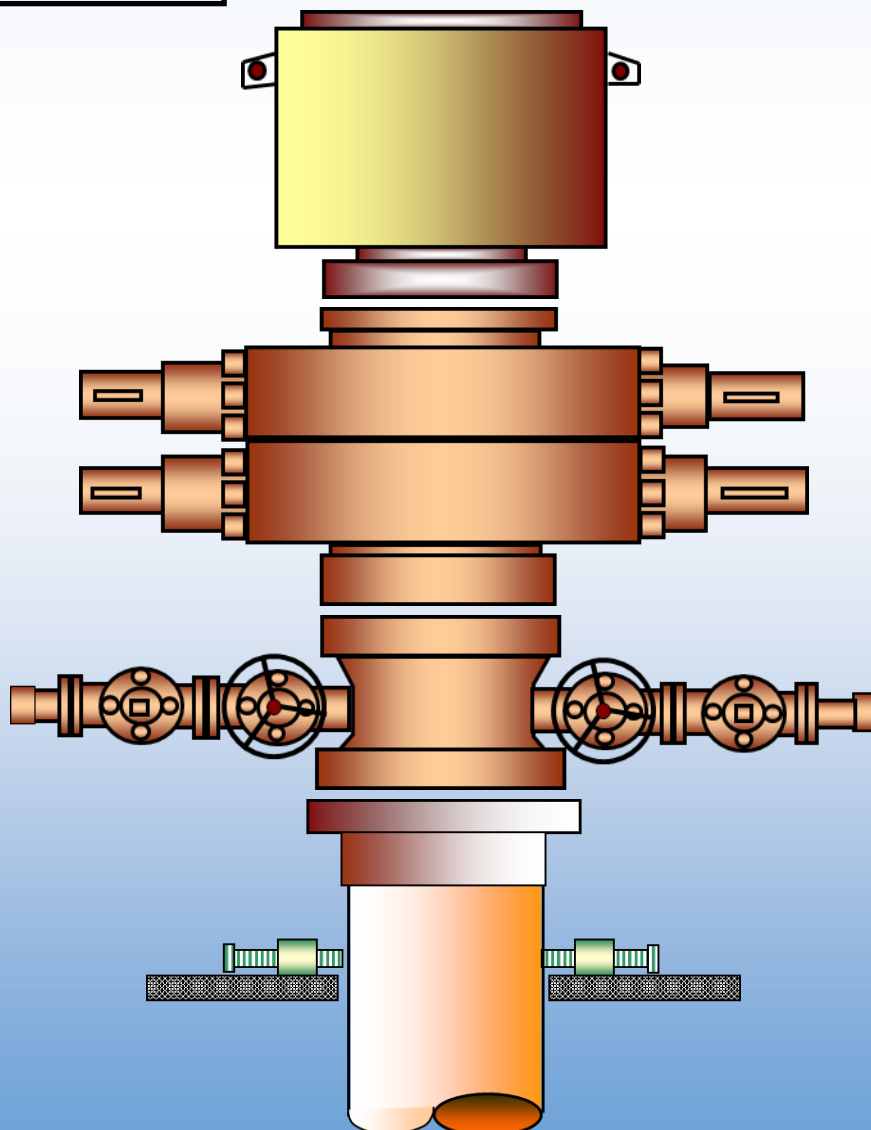
**Check Valve 2 1/16" 5,000#WP**

**Choke Line 4 1/16" 5M Armored**

**Kill Line 2 1/16" 5M Armored**

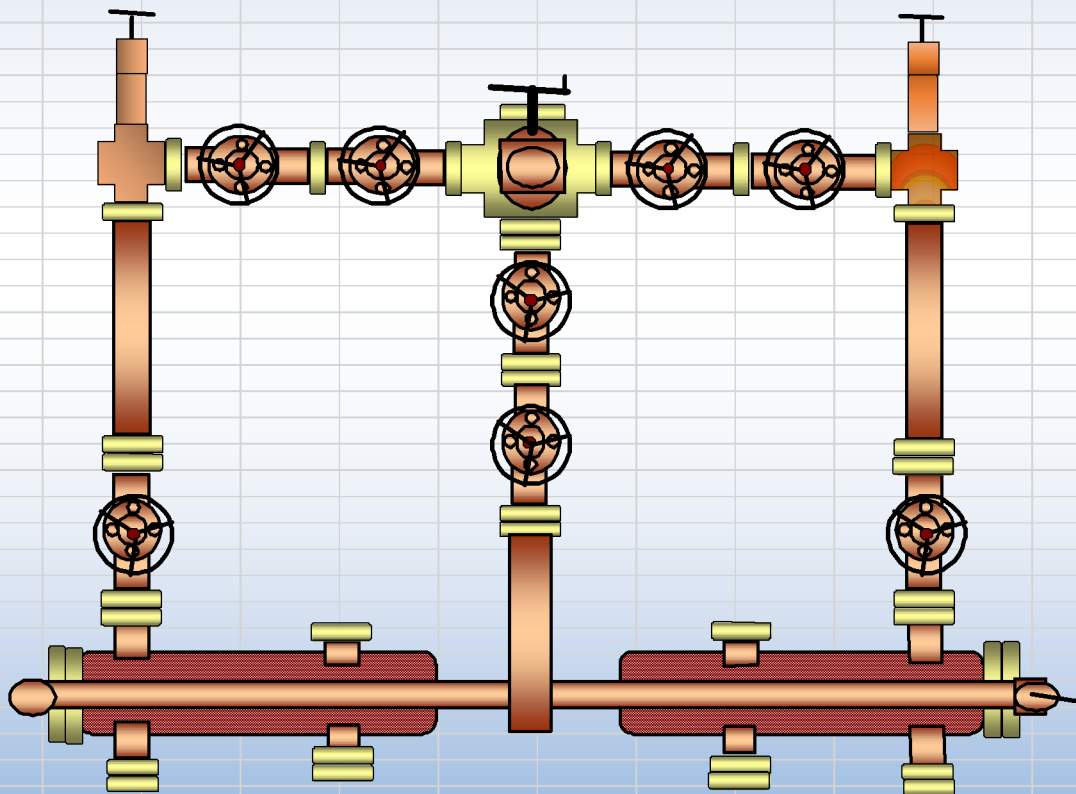
# RIG 42

**Latshaw**  
**DRILLING**



Operator Supplied  
Hydraulic Chokes

# RIG 42



- 2- Gate Valve 4 1/16" 10,000#WP
- 4 - Gate Valve 3 1/16" 10,000#WP
- 2 - Gate Valves 3 1/8" 10,000#WP
- 1- Gate Valve 2 1/16" 10,000#WP
- 1 - Manual Adjustable Choke 3 1/10"  
10,000#WP
- 1 - DSA, 3 1/16" 10,000#WP
- 1- Spacer Spool, 3 1/8" 10,000#WP
- 1 - Studded Cross (5way) 10,000#WP
- 1 - Instrument Flange and Gauge
- 10 3/4" Buffer Chamber

