

RIG 22



Primary Equipment



Major Systems	Secondary Systems
Drawworks National 110-UE 1500HP Low Low rated 605,000# Hoisting Capacity (10) lines. 710,000# Hoisting Capacity (12) lines. Driven by (2) GE 752 DC motors	Wichita 336 air operated/water cooled disc brake
Prime Power Omron/ SCR System, 3 Generator Bays, 4 SCR Bays 3-Caterpillar 3512B w/ Kato 1365 KW/1950KVA 3 phase 60 htz 346/600 Volt AC Generators	1-3/8" WireRope 6 x 19 EIP IWRC
Mast/Substructure DSI 142' 1,000,000# Hook load, Slingshot Design 27'RBC, 25'RKB Crown Block 6-60" Sheaves 1-3/8" Groove Fastline 1-60" 1-3/8" Groove Hydraulic jack Skidding system	Cold Start air system, primary Rig Air supply, floor hoisting systems
Top Drive - Traveling Block - Pipe Handling Varco TDS11SA VF AC 500 Ton Continental Emsco 500 Ton Block SJPetro 27 1/2" Rotary /Independently Driven Varco ST-80 pipe handling system & IAT rot. MO	Fuel Capacity 18,000gal & Water Storage Capacity 500bbl
Mud Pumps 2-RSF1600 1600HP Triplex 7,500#WP PSI Fluid Ends and delivery system Driven by (2) GE 752 DC motors	Rotary Load 1,000,000# Set Back 600,000#
Mud System 3 - Tank system (1,200bbl active Capacity) w 150bbl TT Derrick FLC-504 Dual Shale Shakers	Tool Pusher and Crew quarters rig matting boards
BOP Stack Description 13 5/8" 5,000#WP I Annular 13 5/8" 10,000#WP Double Ram 13 5/8" 10,000#WP Single Ram	Martin-Decker Type E, Pump SPM & PSI, Top Drive control, SCR system controls & MU/BO Torque
Drill String 8 " and 6-1/2" Drill Collars 5" Drill Pipe	Manual Tongs, elevators, slips and clamps for Latshaw supplied DS
	Advanced Pressure 3,000PSI Accumulator, 180 gal, 6 station w/remote
	8-NOV Max2000 10HP Mud agitators
	Derrick Desander 2- 12" Cones w/6 x 8 Centrifugal driven by 100HP Motor
	Derrick 12-4" Cones w/ 6 x 8 Centrifugal driven by 100HP Mtr
	Type FC 4 1/16" 10M x 3 1/16" 10M Choke Manifold
	NOV D-1000 Degasser
	5" 19.5# G-105 and S-135
	Heavy weight Drill pipe

RIG 22

Latshaw
DRILLINGTM

Annular

13-5/8" 5,000#WP

Double Ram

13 5/8" 10,000#WP Pipe

13 5/8" 10,000#WP Blinds

Single Ram

13 5/8" 10,000#WP Pipe

With required adaptors

Mud Cross 13 5/8" 10,000#WP

Wing Valve 4 1/16" 10,000#WP

HCR Valve 4 1/16" 10,000#WP

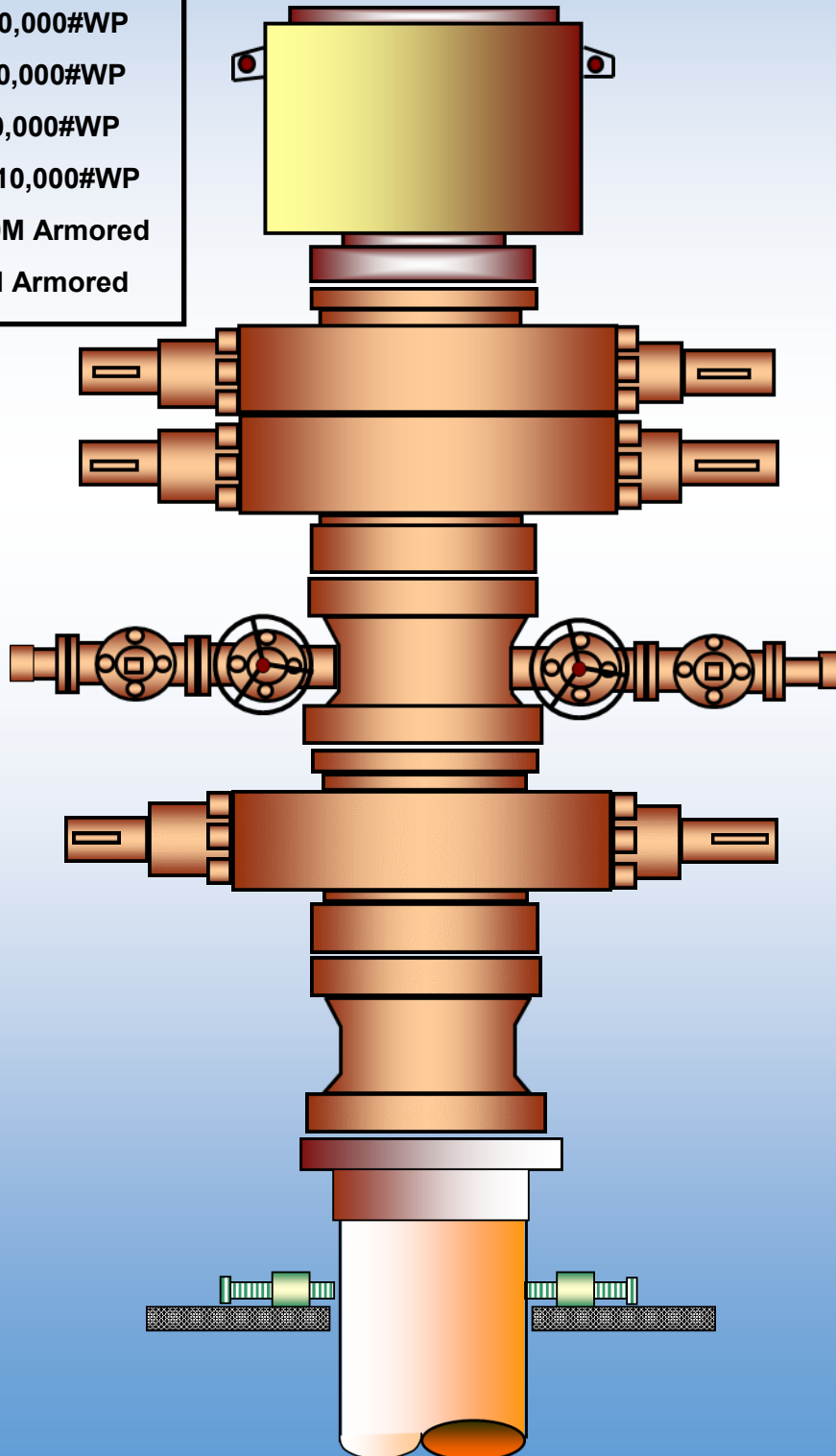
Choke Blk 4 1/16" 10,000#WP

Kill Valve 2 1/16" 10,000#WP

Check Valve 2 1/16" 10,000#WP

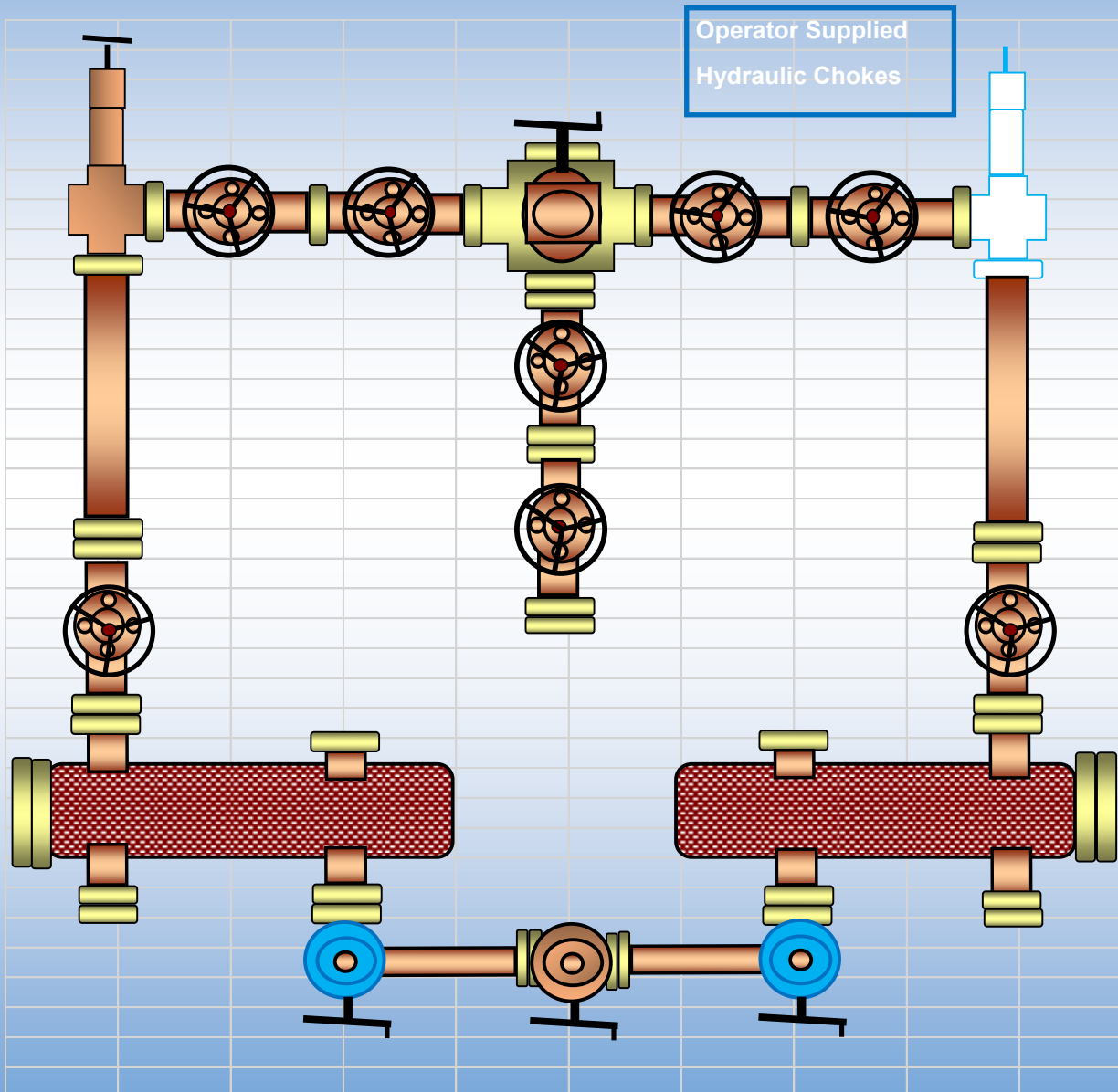
Choke Line 4 1/16" 10M Armored

Kill Line 2 1/16" 10M Armored



RIG 22

Latshaw
DRILLING™

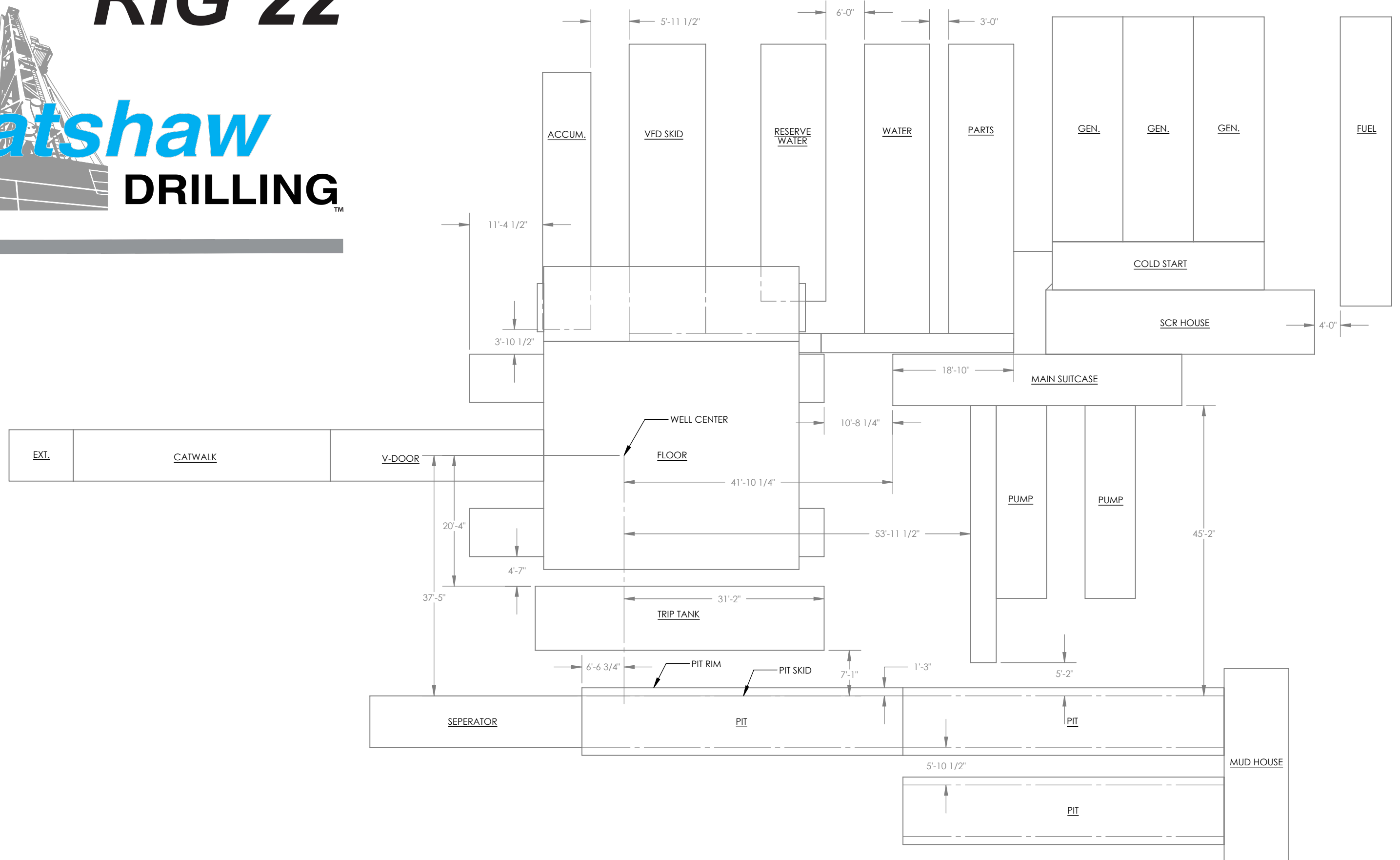


- 4 - Gate Valve 3 1/16" 10,000#WP
- 2 - Gate Valve 4 1/16" 10,000#WP
- 1 - Gate Valve 2 1/16" 10,000#WP
- 2 - Gate Valve 3 1/8" 5,000#WP
- 1 - Manual Adjustable Choke 3 1/16" 10,000#WP
- 2 - Spacer Spool, 3 1/8" 5 000#WP
- 1 - Studded Cross (5 way) 10M
- 1 - Instrument Flange and Gauge 10M
- 2 - 10 3/4" Buffer Chambers
- 3 - Blind Flanges, 3 1/8" 5M
- 1 - Bull plug/Hammer union Flange 3 1/8" 5M

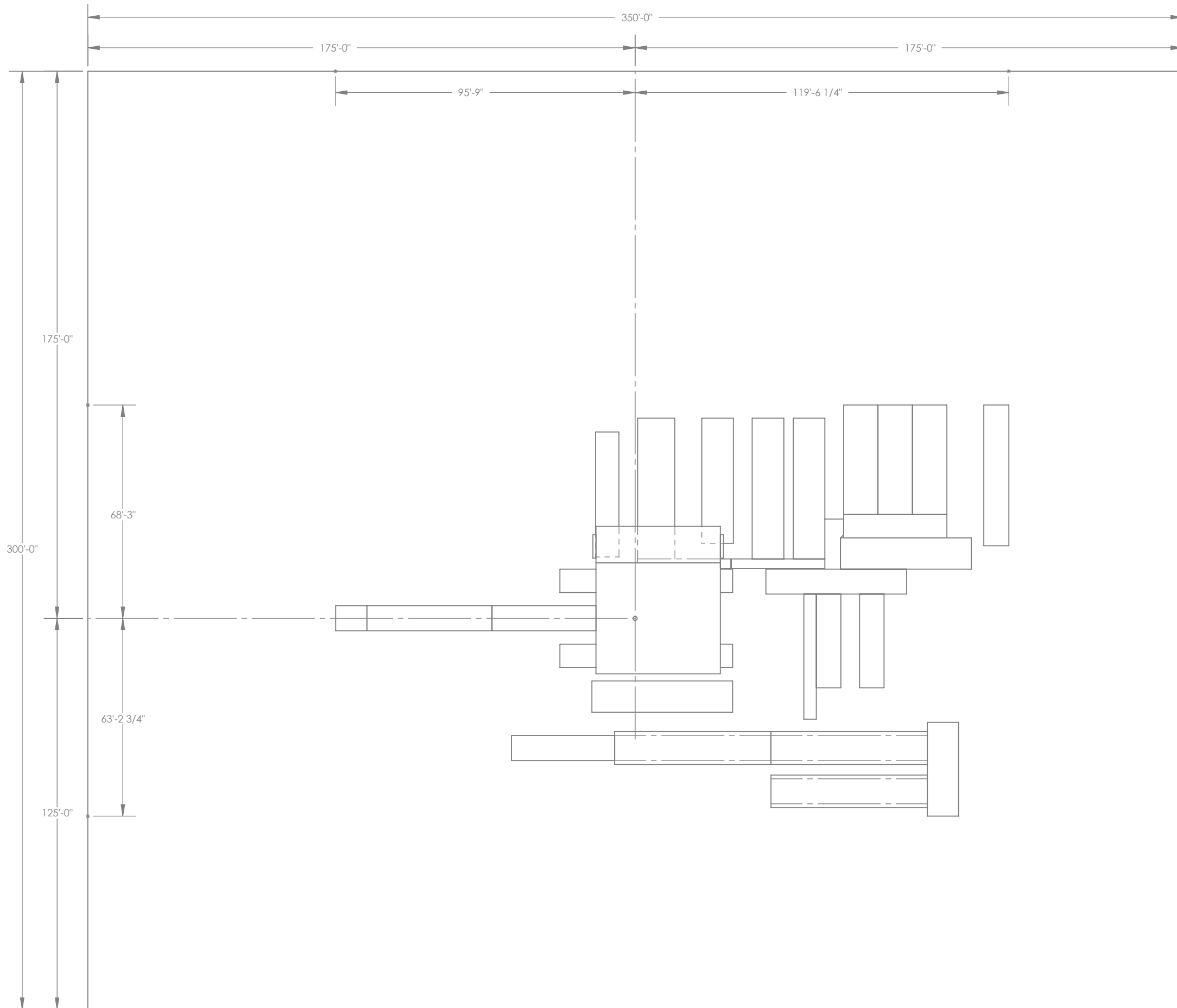
RIG 22



PLAN VIEW



RIG PLAT



MOUSEHOLES & MATTING BOARDS

V-DOOR END

