



Primary Equipment



Major Systems		Secondary Systems	
Drawworks National 1320-UE 2000HP Low Low rated 805,000# Hoisting Capacity (10) lines. 940,000# Hoisting Capacity (12) lines. Driven by (2) GE 752 DC motors		Baylor Elmagco 7838 Auxiliary Brake	
Prime Power Omron/ SCR System, 3 Generator Bays, 4 SCR Bays 3-Caterpillar 3512B w/ Kato 1365 KW AC Gen Sets		1-3/8" WireRope 6 x 19 EIP IWRC	
Mast/Substructure Branham 154' 1,250,000# Hook load with 27' Box on Box type Crown Block 6-60" Sheaves 1-3/8" Groove Fastline 1-60" 1-3/8" Groove Walking System		Cold Start air system, primary Rig Air supply, floor hoisting systems	
Top Drive - Traveling Block - Pipe Handling CanRig 1250 VF AC 500 Ton 500 Ton Block 27 1/2" Rotary /Drwks Driven Varco ST-80 pipe handling system & IAT rot. MO		Fuel Capacity 18,000gal & Water Storage Capacity 500bbl	
Mud Pumps 2 -Lewco WH-1612 1600HP Triplex 5,000#WP PSI Fluid Ends and delivery system Driven by (2) GE 752 DC motors		Rotary Load 1, 250,000# Set Back 750,000#	
Mud System 2 - Tank system (1,200bbl Capacity) w 100bbl TT 2 - Brandt King Cobra Venom linear motion		Tool Pusher and Crew quarters rig matting boards	
BOP Stack Description 13 5/8" 5,000#WP Annular 13 5/8" 10,000#WP Double Ram 13 5/8" 10,000#WP Single Ram		Martin-Decker Type E, Pump SPM & PSI, Top Drive control, SCR system controls & MU/BO Torque	
Drill String 8 " and 6-1/2" Drill Collars 5" Drill Pipe		Manual Tongs, elevators, slips and clamps for Latshaw supplied DS	
		Church Energy 3,000PSI Accumulator, 180 gal, 6 station w/remote	
		7-NOV Max2000 10HP Mud agitators	
		NOV Brandt Desander 3- 10" Cones w/6 x 8 Centrifugal driven by 100HP Motor	
		NOV DeSilter 20-4" Cones w/ 6 x 8 Centrifugal driven by 100HP Mtr	
		Type FC 4 1/16"10M x 3 1/16" 10M Choke Manifold	
		NOV Brandt D-1000-C Degasser	
		5" 19.5# G-105 and S-135	
		Heavy weight Drill pipe	

Annular

13-5/8" 5,000#WP

Double Ram

13 5/8" 10,000#WP Pipe

13 5/8" 10,000#WP Blind

Single Ram

13 5/8" 10,000#WP Pipe

With required adaptors

Mud Cross 13 5/8" 10,000#WP

Wing Valve 4 1/16" 10,000#WP

HCR Valve 4 1/16" 10,000#WP

Choke Blk 4 1/16" 10,000#WP

Kill Valve 2 1/16" 10,000#WP

Check Valve 2 1/16" 10,000#WP

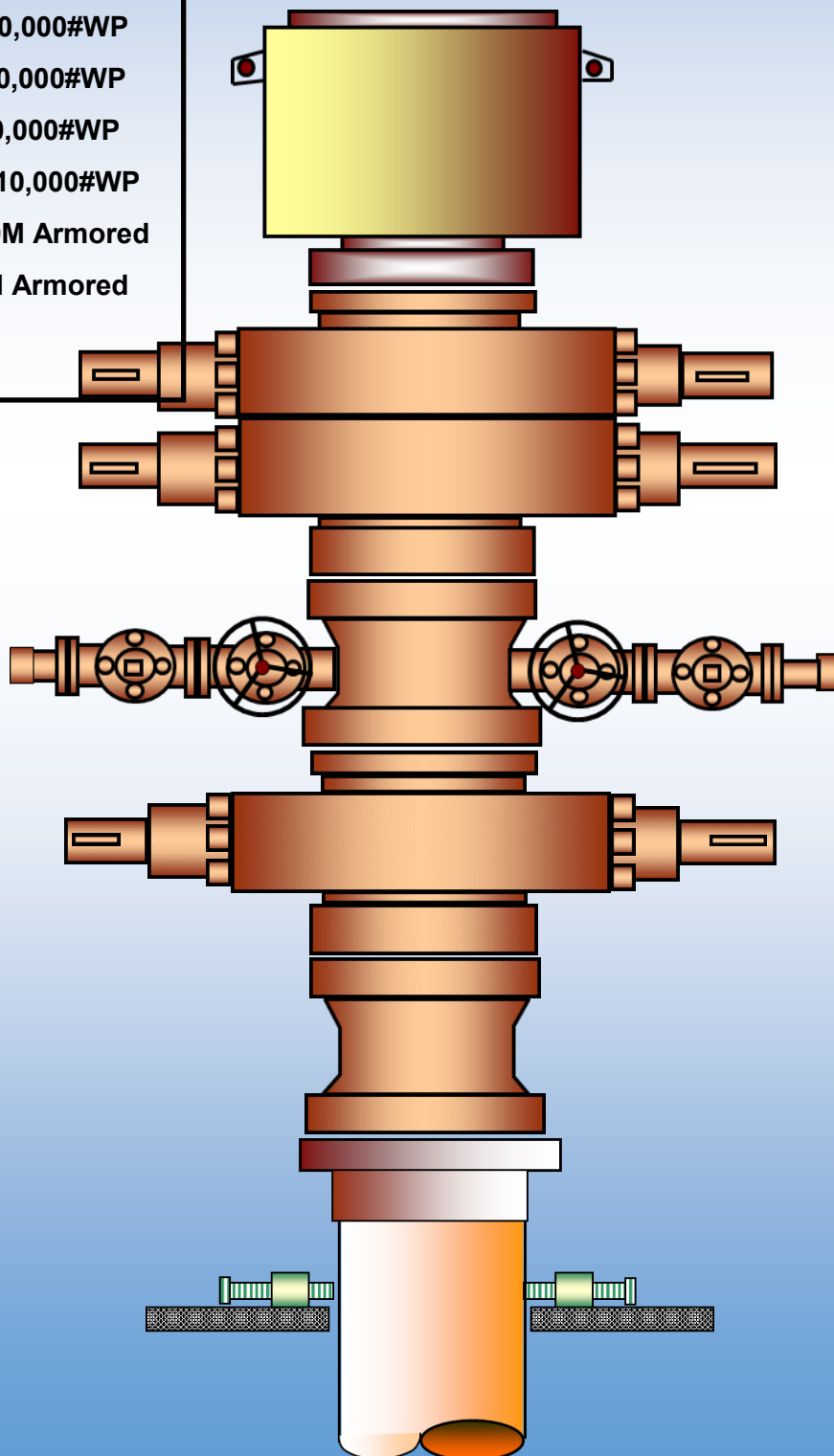
Choke Line 4 1/16" 10M Armored

Kill Line 2 1/16" 10M Armored

RIG 17

Latshaw

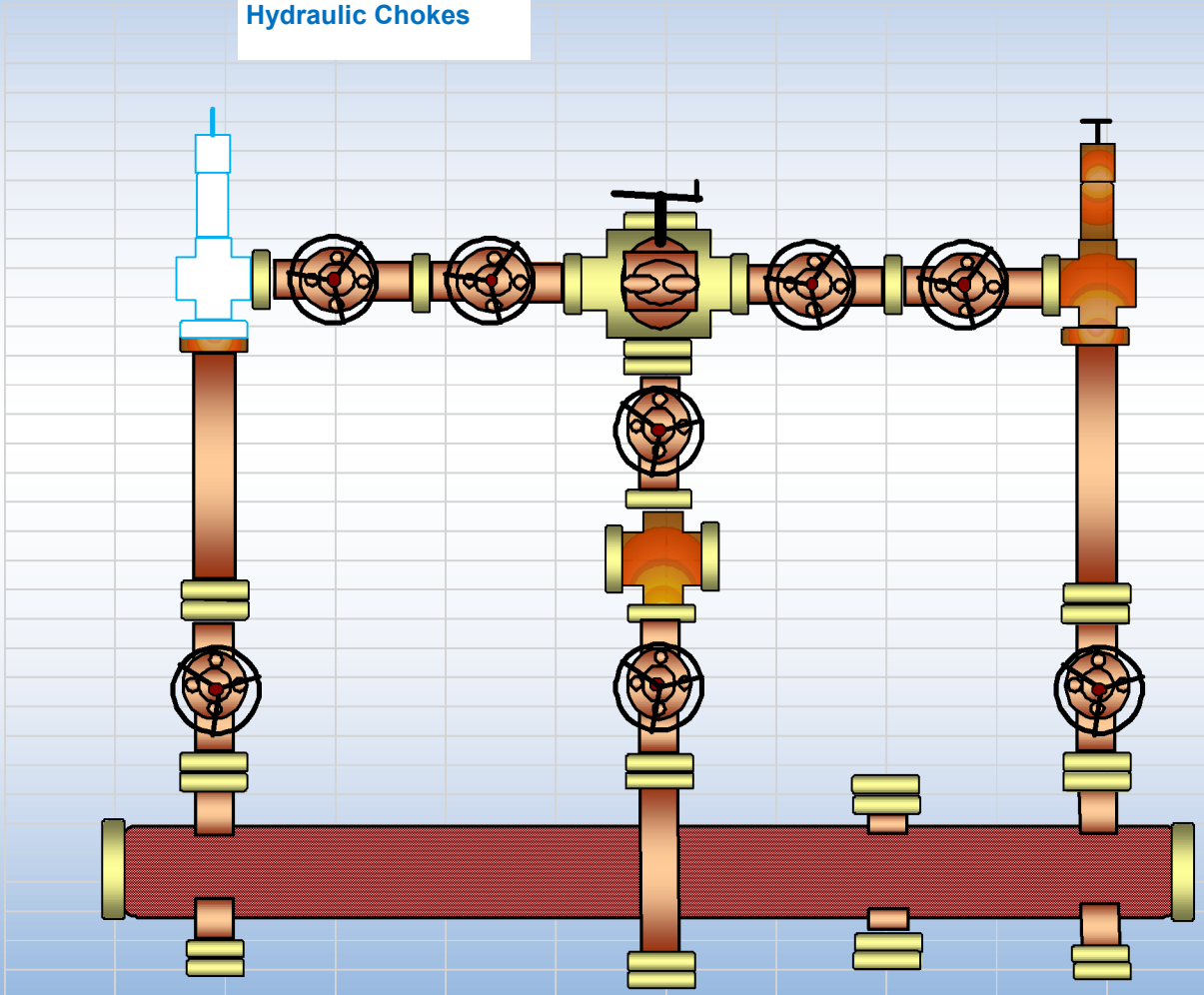
DRILLING™



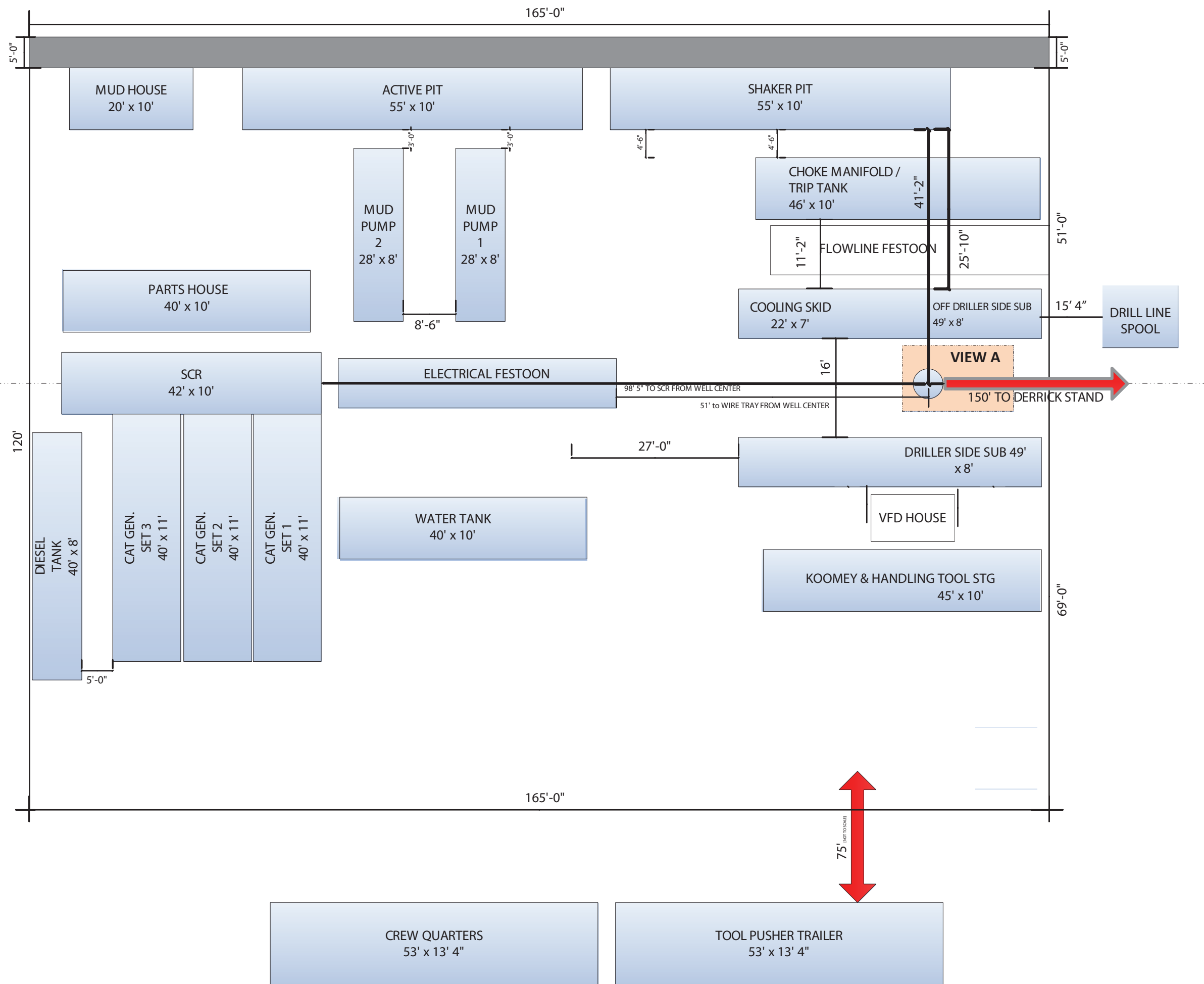
RIG 17

Latshaw
DRILLING™

Operator Supplied
Hydraulic Chokes



- 2- Gate Valve 4 1/16" 10,000#WP
- 4 - Gate Valve 3 1/16" 10,000#WP
- 2 - Gate Valves 3 1/8" 5,000#WP
- 1- Gate Valve 2 1/16" 10,000#WP
- 1 - Manual Adjustable Choke 3 1/16"
10,000#WP
- 2 - DSA, 3 1/16" 10,000#WP
- 1 - Spool, flange adp 2 1/16" 10M
- 1 - Studded Cross (5way) 10,000#WP
- 1 - Studded Cross (3way) 10,000#WP
- 1 - Instrument Flange and Gauge
- 10 3/4" Buffer Chamber
- 3 - Blind Flanges, 4 1/16" & 3 1/16"
10M
- 4- Flanges, 4 1/16" 5M & 10M
- 1 - Adapter Spool 2 1/16" 10,000#WP



VIEW A

