


RIG 34



Primary Equipment



Major Systems	Secondary Systems
Drawworks RG JC40DB w/Hitachi Regen/disc rated 600,000# Hoisting Capacity (10) lines. Driven by Hitachi 1240HP AC motor	Disc Parking Brake 1-1/4" WireRope 6 x 19 EIP IWRC
Prime Power Schlumberger (Omron) Four segment, VFD system 3-Cummins KTA 50 w/AvK 1256 KW AC Generators	Cold Start air system, primary Rig Air supply, floor hoisting systems Fuel Capacity 16,500gal & Water Storage Capacity 500bbl
Mast/Substructure DSI 142' 650,000# Hook load, Slingshot Design 22.5' Sub w/RKB 15.5' Crown Block 6-50" Sheaves 1-1/4" Groove Fastline 1-60" 1-1/4" Groove Hydraulic jack Skidding system	Rotary Load 650,000# Set Back 400,000# Tool Pusher and Crew quarters rig matting boards
Top Drive - Traveling Block - Pipe Handling Varco TDS11 VF AC 500 Ton YC225 250 Ton Traveling Block Jpetro 27 1/2" Rotary Table pipe handling system	Bear Weight Indicator, Pump SPM & PSI, Top Drive control, AC system controls & MU/BO Torque Manual Tongs, elevators, slips and clamps for Latshaw supplied DS
Mud Pumps 2-RSF1300 1300HP 5,000#WP PSI Fluid Ends and delivery system Driven by AC 1150 HP motor	3,000PSI Accumulator, 120 gal 5 station w/remote 5-Oilworks 15HP agitators
Mud System 2 - Tank system (1,000bbl active Capacity) w 100bbl TT 2-Swaco Mongoose Shale Shakers	Derrick Desander 2- 12" Cones w/6 x 8 Centrifugal driven by 100HP Motor Derrick 12-4" Cones w/ 6 x 8 Centrifugal driven by 100HP Mtr
BOP Stack Description 11" 5,000#WP Annular 11" 5,000#WP Double Ram	Type FC 4 1/16" 5M x 3 1/8" 5M Choke Manifold Twin manual chokes
Drill String 8 " and 6-1/2" Drill Collars 5" Drill Pipe	5" 19.50# S-135 Heavy weight Drill pipe

Annular

13 5/8' 5,000#WP

Double Ram

13 5/8' 5,000#WP Pipe

13 5/8' 5,000#WP Blind

With required adaptors

Mud Cross 13 5/8' 5,000#WP

Wing Valve 4 1/16" 5'000#WP

HCR Valve 4 1/16" 5,000#WP

2-Kill Valves 2 1/16" 5,000#WP

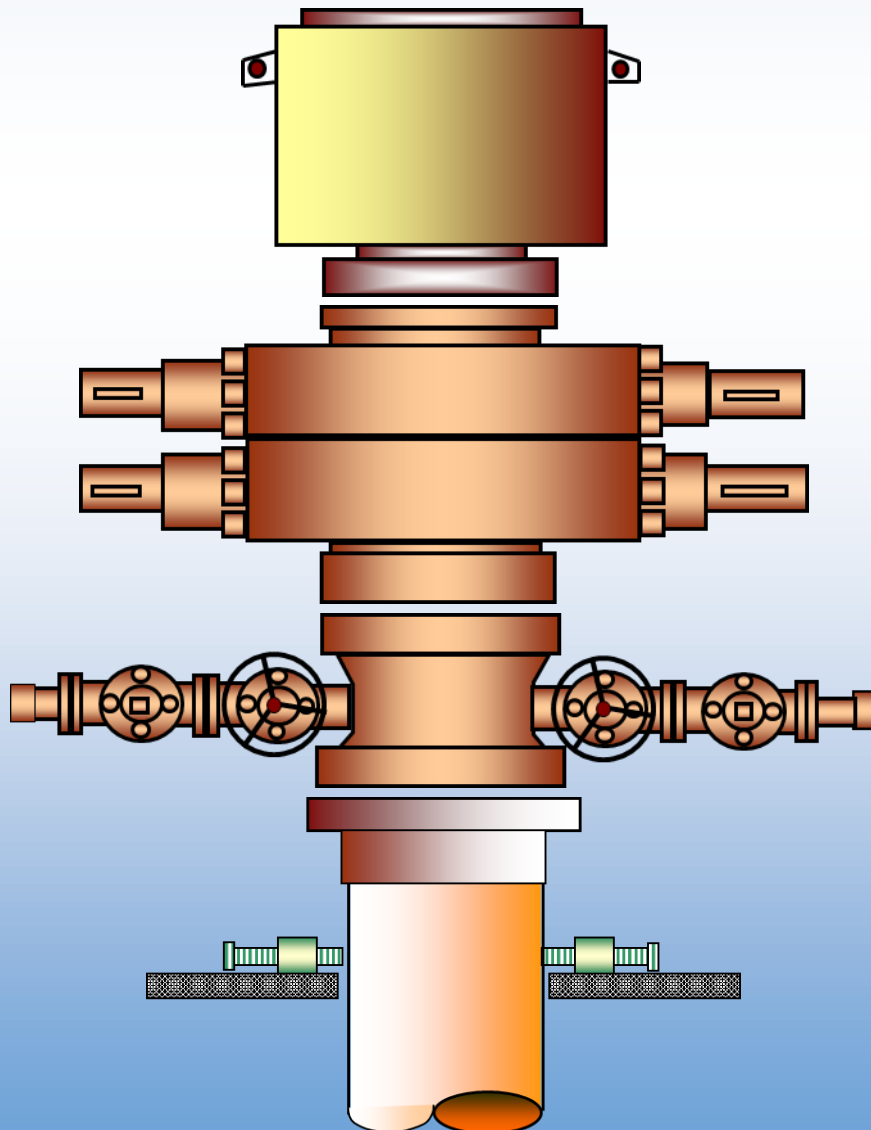
Check Valve 2 1/16" 5,000#WP

Choke Line 4 1/16" 5M Armored

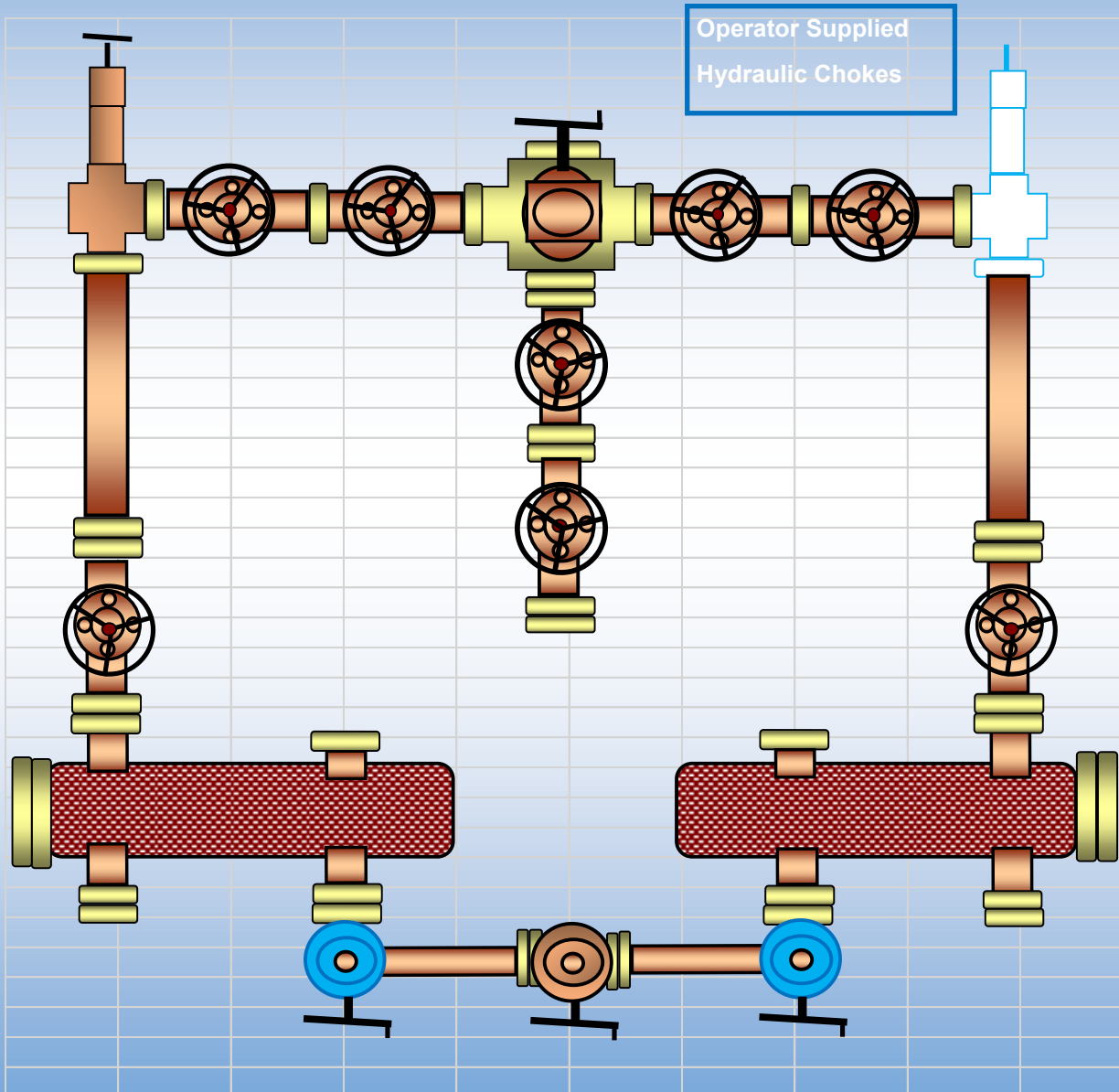
Kill Line 2 1/16" 5M Armored

RIG 34

Latshaw
DRILLING™



RIG 34

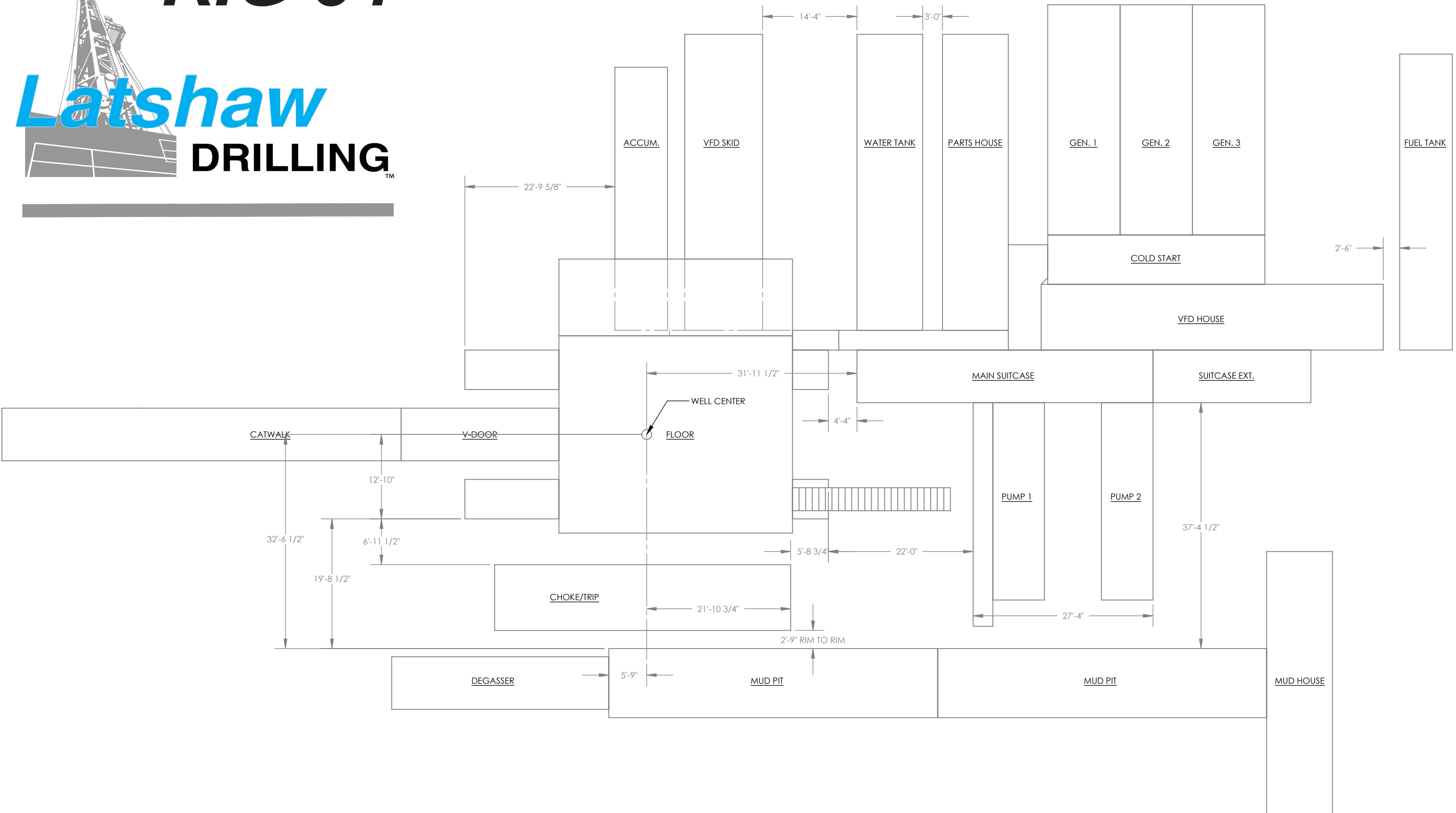


- 6 - Gate Valve 3 1/8" 5,000#WP
- 2 - Gate Valve 4 1/16" 5,000#WP
- 1 - Gate Valve 2 1/16" 5,000#WP
- 2 - Manual Adjustable Choke 3 1/10" 5,000#WP
- 2 - Spacer Spool, 3 1/8" 5 000#WP
- 1 - Studded Cross (5 way) 5M
- 1 - Instrument Flange and Gauge 5M
- 2 - 10 3/4" Buffer Chambers
- 3 - Blind Flanges, 3 1/8" 5M
- 1 - Bull plug/Hammer union Flange 3 1/8" 5M
- 3 - 4" 900PSI Ball Valves

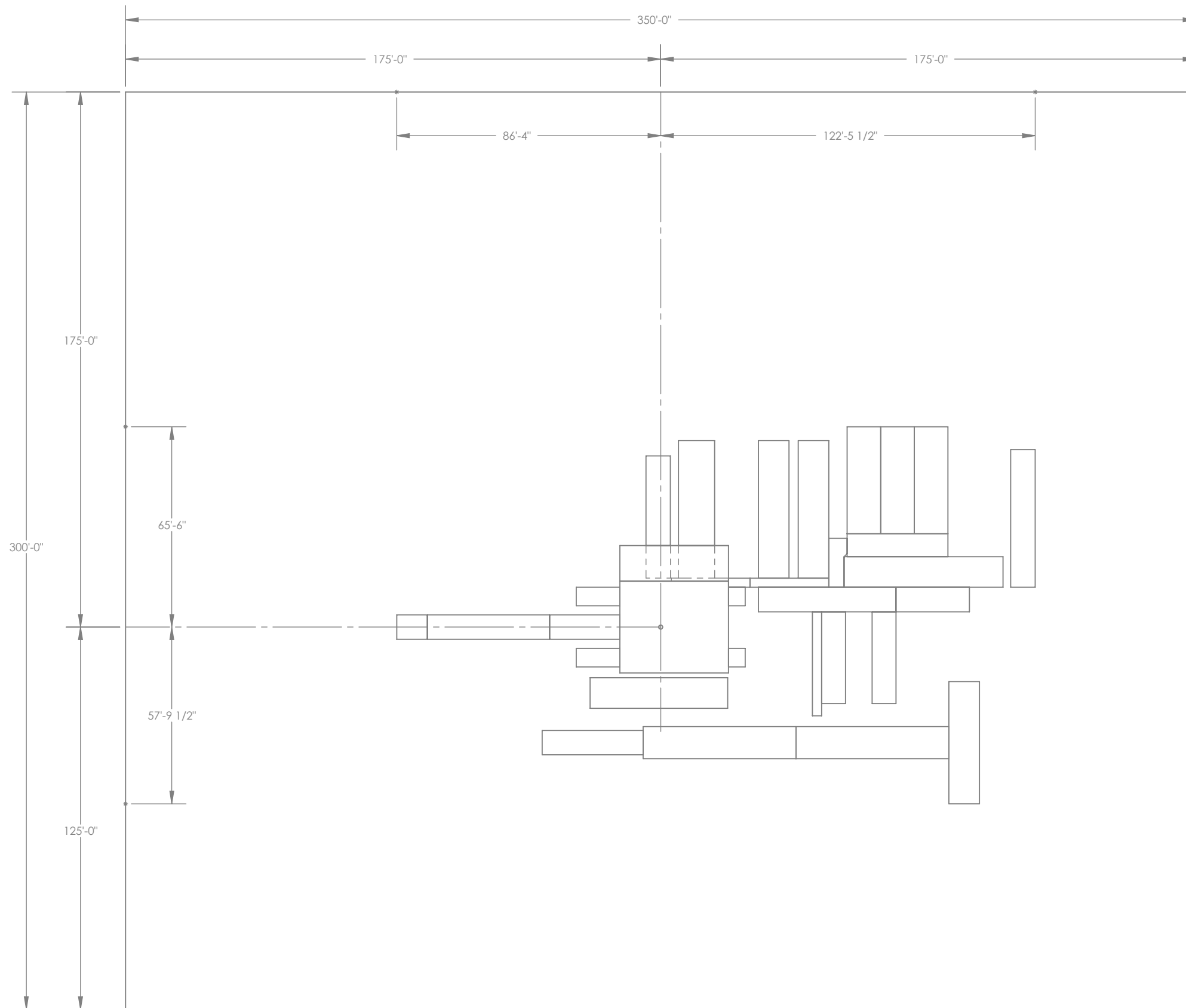
RIG 34



PLAN VIEW



RIG PLAT



MOUSEHOLE LAYOUT

NOTES: SHORT MOUSE HOLE IS @ 1/2" PER FOOT & 9' DEEP.
LONG MOUSE HOLE IS @ 1/4" PER FOOT & 75' DEEP.

