




Primary Equipment



Major Systems	
Drawworks National 610-E 750HP Low Low rated 405,000# Hoisting Capacity (10) lines. Driven by GE 752 DC motor	
Prime Power Ross Hill/ SCR System,3 Generator Bays, 4 SCR Bays, 1600Amp 3-Caterpillar 3508's w/1000KW AC Generators	
Mast/Substructure DSI 142' 650,000# Hook load, Slingshot Design 22.5' Sub w/RKB 19.5' Crown Block 6-50" Sheaves 1-1/4" Groove Fastline 1-60" 1-1/4" Groove Hydraulic jack Skidding system	S
Top Drive - Traveling Block - Pipe Handling Varco TDS10SA VF AC 250 Ton YC225 250 Ton Traveling Block Emsco 27 1/2" Rotary /Drwks Driven pipe handling system	
Mud Pumps 2 -RSF1000 1000HP Triplex 5,000#WP PSI Fluid Ends and delivery system Driven by GE 752 DC motors	
Mud System 2 - Tank system (1,000bbl active Capacity) w w 100bbl TT 2-Derrick FLC-504 Shale Shakers	
BOP Stack Description 11" 5,000#WP Annular 11" 5,000#WP Double Ram	
Drill String 8 " and 6-1/2" Drill Collars 4 1/2" Drill Pipe	

Secondary Systems	
Wichita 325 air operated/water cooled disc brake	
1-1/4" WireRope 6 x 19 EIP IWRC	
Cold Start air system, primary Rig Air supply, floor hoisting systems	
Fuel Capacity 18,000gal & Water Storage Capacity 500bbl	
Rotary Load 650,000# Set Back 400,000#	
Tool Pusher and Crew quarters rig matting boards	
Martin-Decker Type E, Pump SPM & PSI, Top Drive control, SCR system controls & MU/BO Torque	
Manual Tongs, elevators, slips and clamps for Latshaw supplied DS	
3,000PSI Accumulator, 120 gal 5 station w/remote	
5-Oilworks 15HP agitators	
Derrick Desander 2- 12" Cones w/6 x 8 Centrifugal driven by 100HP Motor	
Derrick 12-4" Cones w/ 6 x 8 Centrifugal driven by 100HP Mtr	
Type FC 4 1/16" 5M x 3 1/8" 5M Choke Manifold	
Derrick Vaccu Flow 1200 Degasser	
4.5" 16.6# G-105 and S-135	
Heavy weight Drill pipe	

Annular

11" 5,000#WP

Double Ram

11" 5,000#WP Pipe

11" 5,000#WP Blinds

With required adaptors

Mud Cross 11" 5,000#WP

Wing Valve 4 1/16" 5,000#WP

HCR Valve 4 1/16" 5,000#WP

2-Kill Valves 2 1/16" 5,000#WP

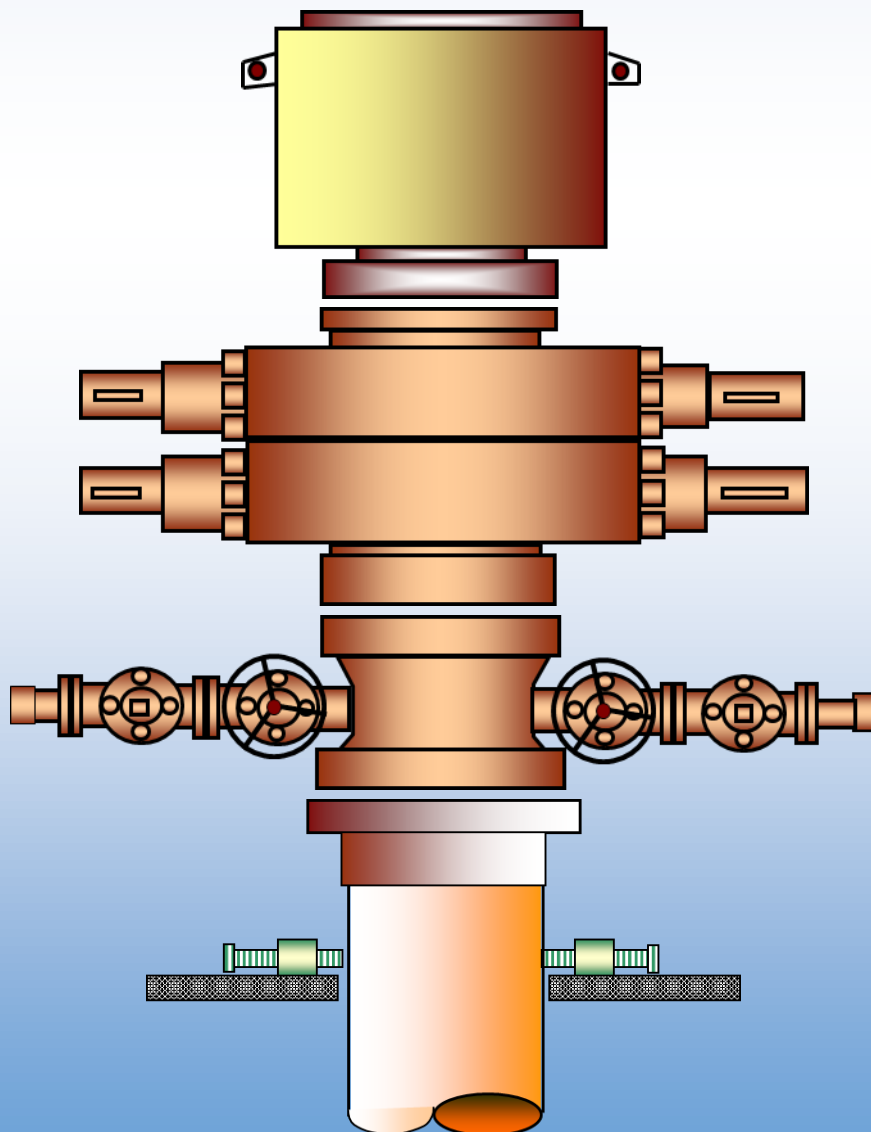
Check Valve 2 1/16" 5,000#WP

Choke Line 4 1/16" 5M Armored

Kill Line 2 1/16" 5M Armored

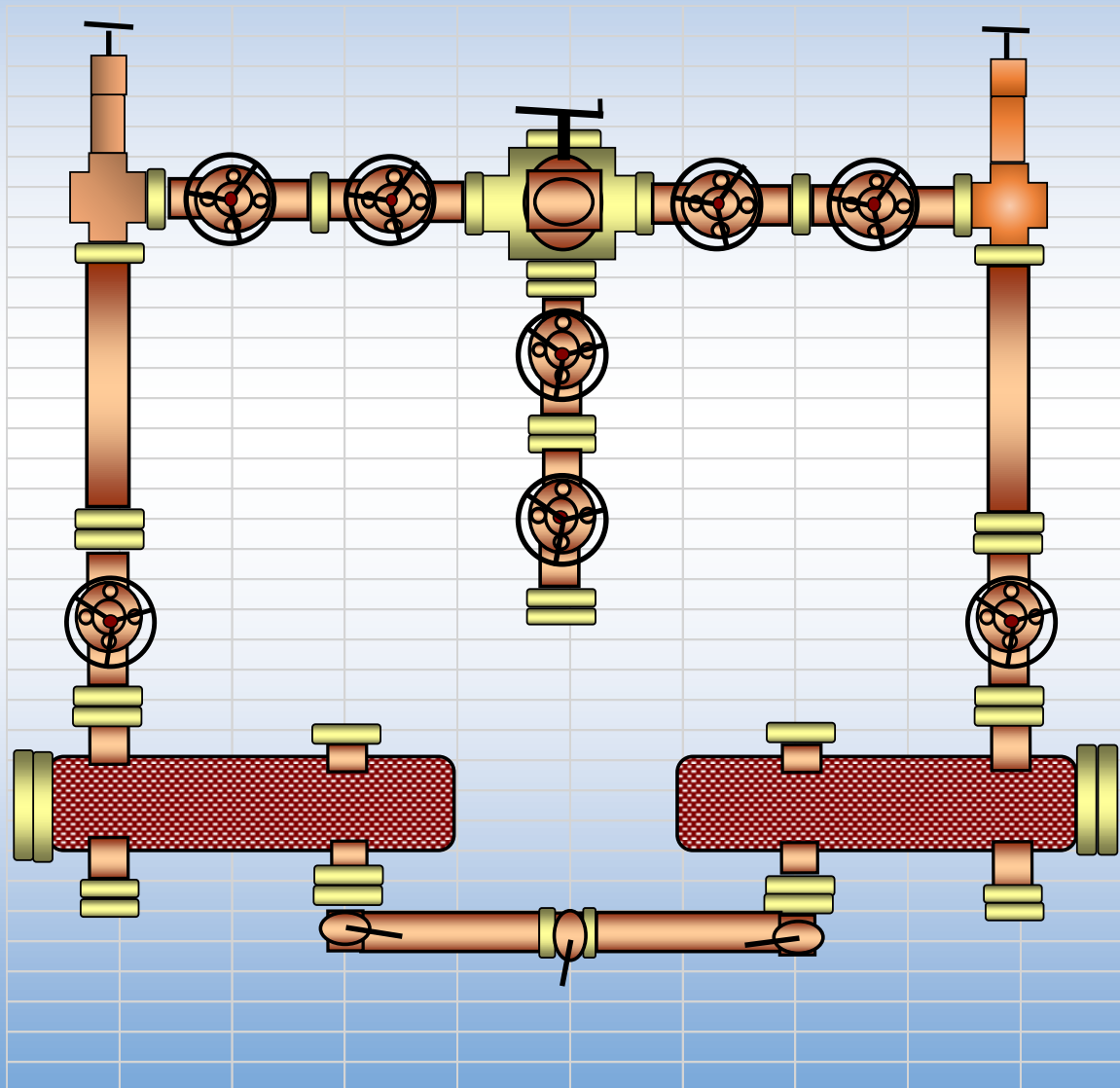
RIG 25

Latshaw
DRILLING™



Operator Supplied
Hydraulic Chokes

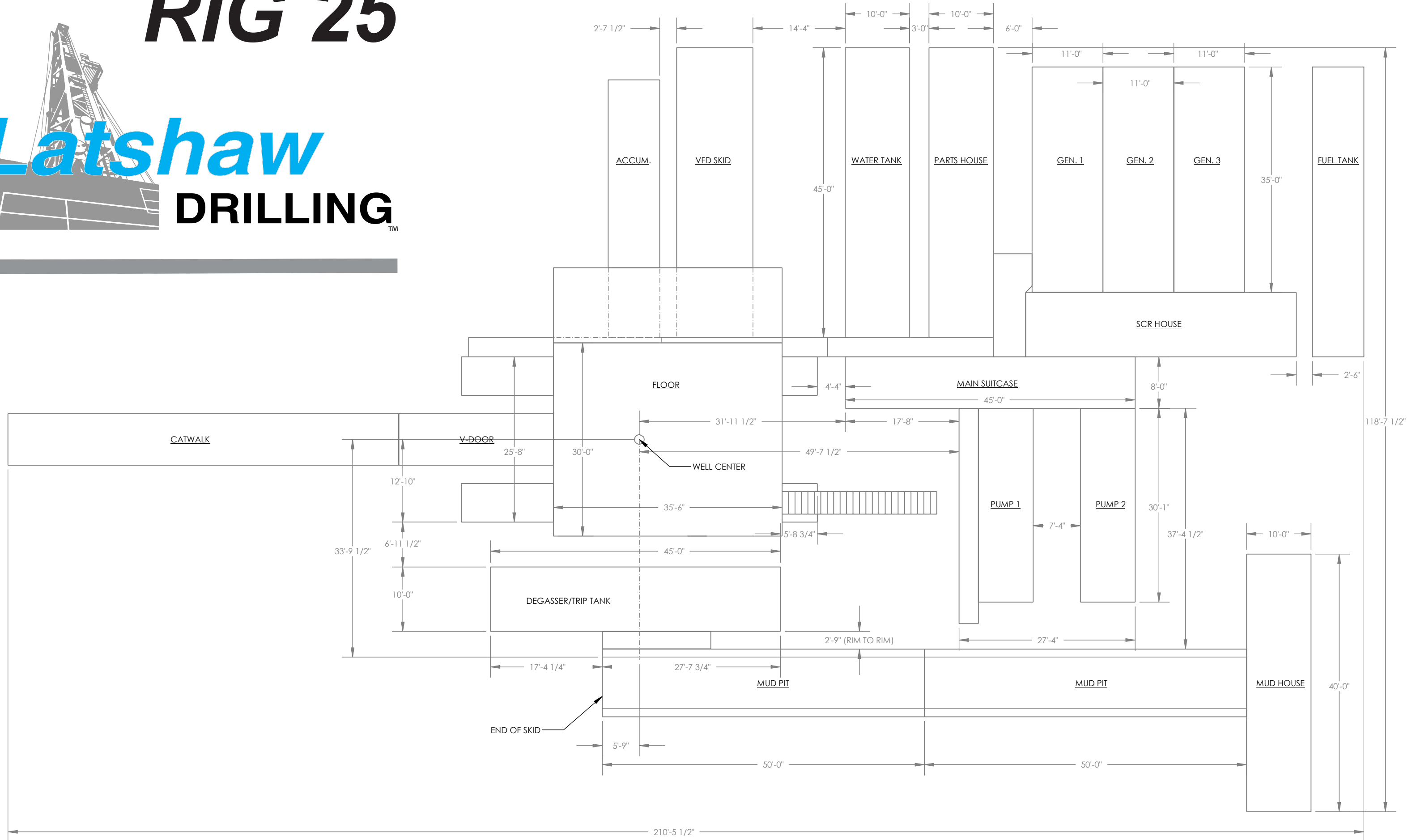
RIG 25



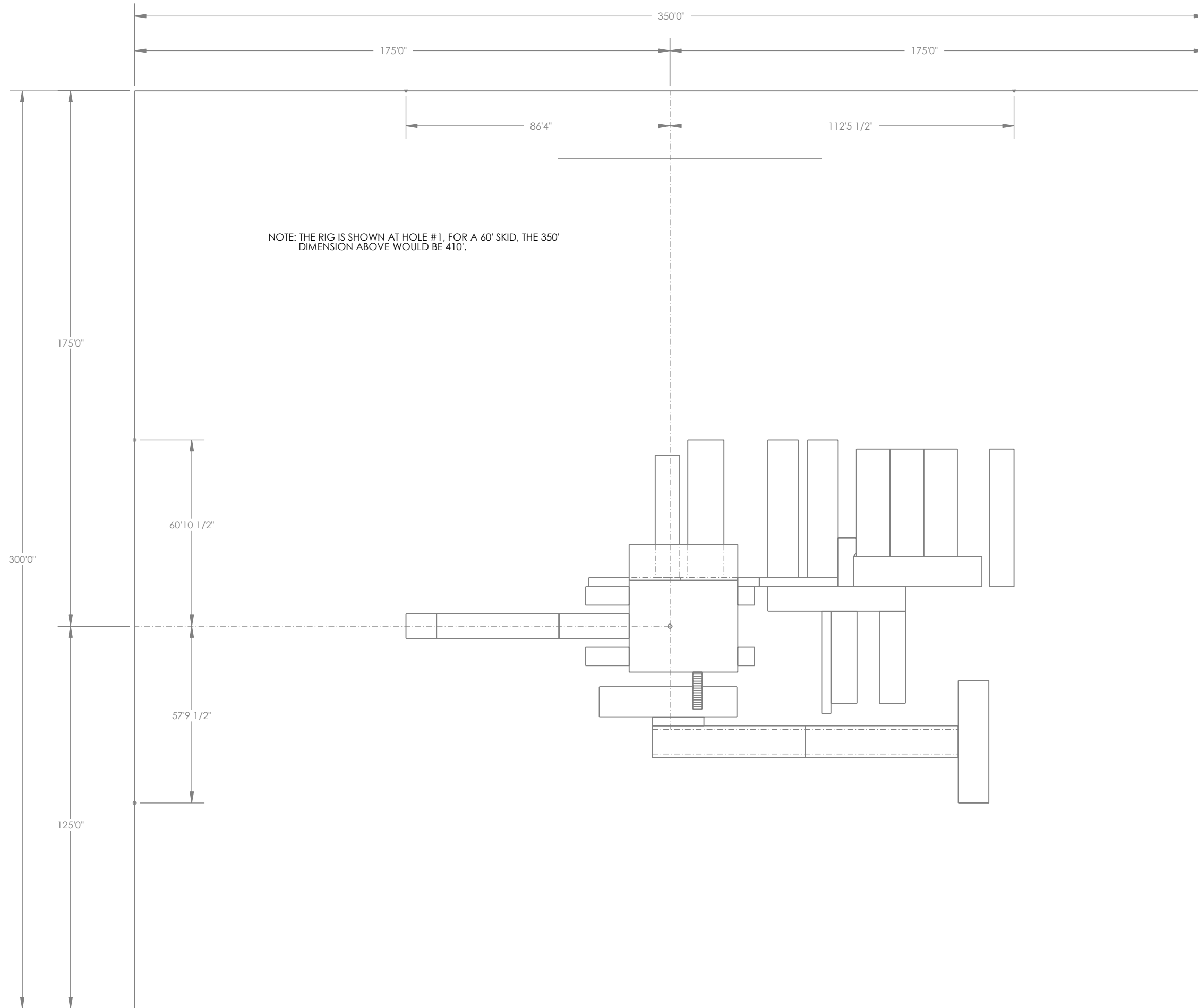
- 6 - Gate Valve 3 1/8" 5,000#WP
- 2 - Gate Valve 4 1/16" 5,000#WP
- 1 - Gate Valve 2 1/16" 5,000#WP
- 2 - Manual Adjustable Choke 3 1/8" 5,000#WP
- 2 - Spacer Spool, 3 1/8" 5 000#WP
- 1 - Studded Cross (5 way) 5M
- 1 - Instrument Flange and Gauge 5M
- 2-10 3/4" Buffer Chambers
- 4 - Blind Flanges, on buffer
- 3 - diverter valves



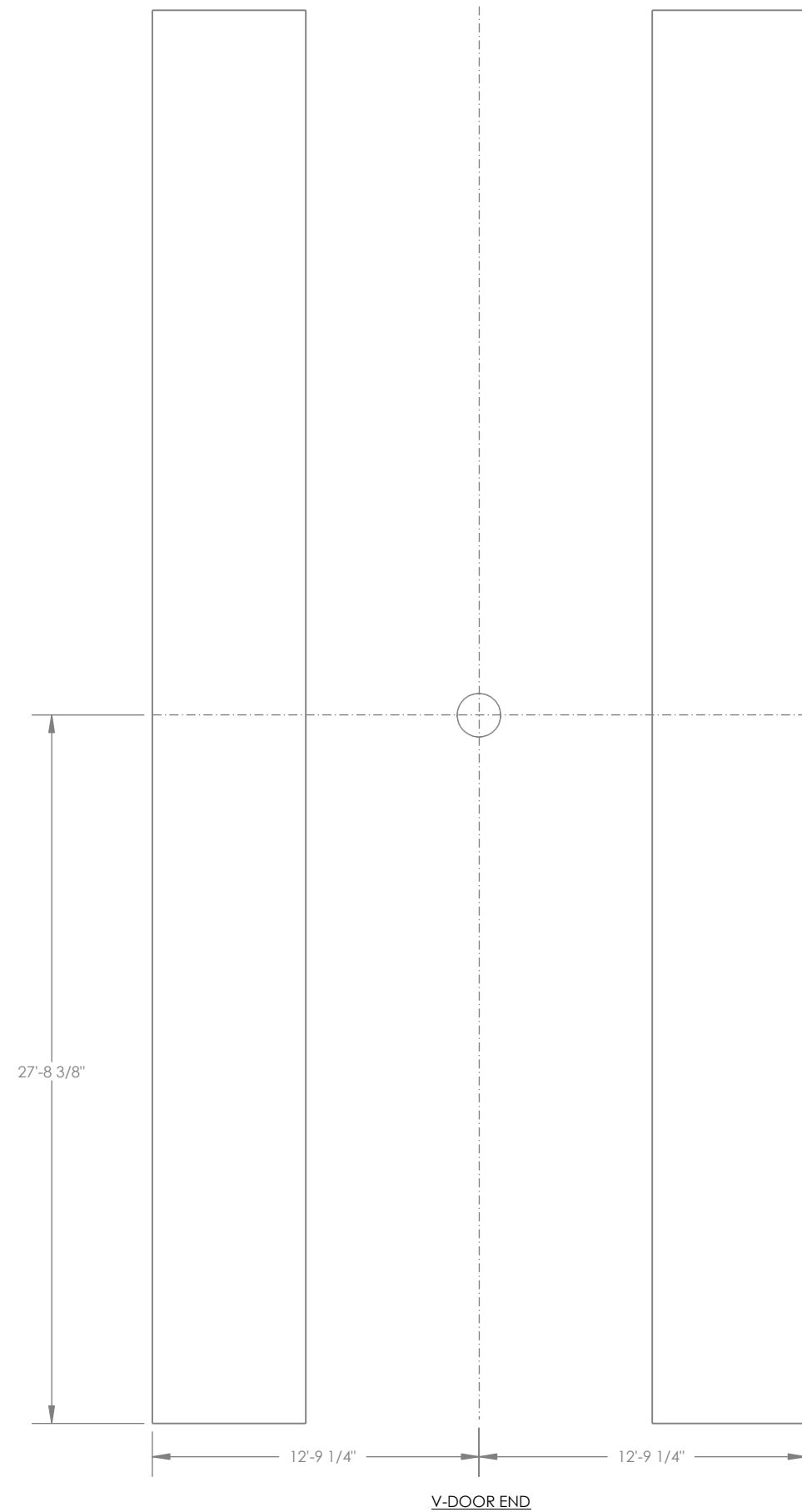
PLAN VIEW



RIG PLAT



MOUSEHOLES & MATTING BOARDS



NOTE: ALL DIMENSIONS ARE @ GROUND LEVEL.
 GROUND TO TOP OF ROTARY IS 22'-8".
 RAT HOLE IS @ 6.49 DEG. & 30' DEEP.
 SHORT MOUSE HOLE IS @
 1/2" PER FT. & 9' DEEP.
 LONG MOUSE HOLE IS @
 1/4" PER FT. & 78' DEEP.

